

# Insights into Transport and Logistics Professionals (Australia)

A Manpower Market Insights Paper



May 2009  
Australia

What do you do?



Manpower®

The Australian transport and logistics industry is worth more than \$57 billion dollars and represents in excess of 14% of Australia's Gross Domestic Product, making this sector one of the most critical in Australia. *(Transport and Logistics Skills Council, Australia)*

## Introduction

**Transport and Logistics Professionals** in this report are defined as the occupations under the following Australian New Zealand Standard Classification of Occupations (ANZSCO):

Occupation Group
<b>Supply and Distribution Managers</b> Fleet Managers, Logistics/Supply chain Managers etc.
<b>Material Recording and Despatching Clerks</b> Supervisor, Stock and Purchasing Clerks, Purchasing Officers, Receiving and Despatching Clerks, Import/Export Clerks, Production Recording Clerks, Logistics Clerks, Warehouse Administrators etc.
<b>Intermediate Production and Transport Workers</b> Forklift Drivers, Inventory/Stock Controllers, Road and Rail Transport Drivers, Delivery Drivers, Supervisor, Other Intermediate Plant Operators etc.

This report is based on research conducted in December 2008. The research shows that there are approximately 1,091,000 people classified as Transport and Logistics Professionals in Australia. In 2008, the 1,091,000 Transport and Logistics Professionals in Australia showed the following general characteristics. They predominantly:

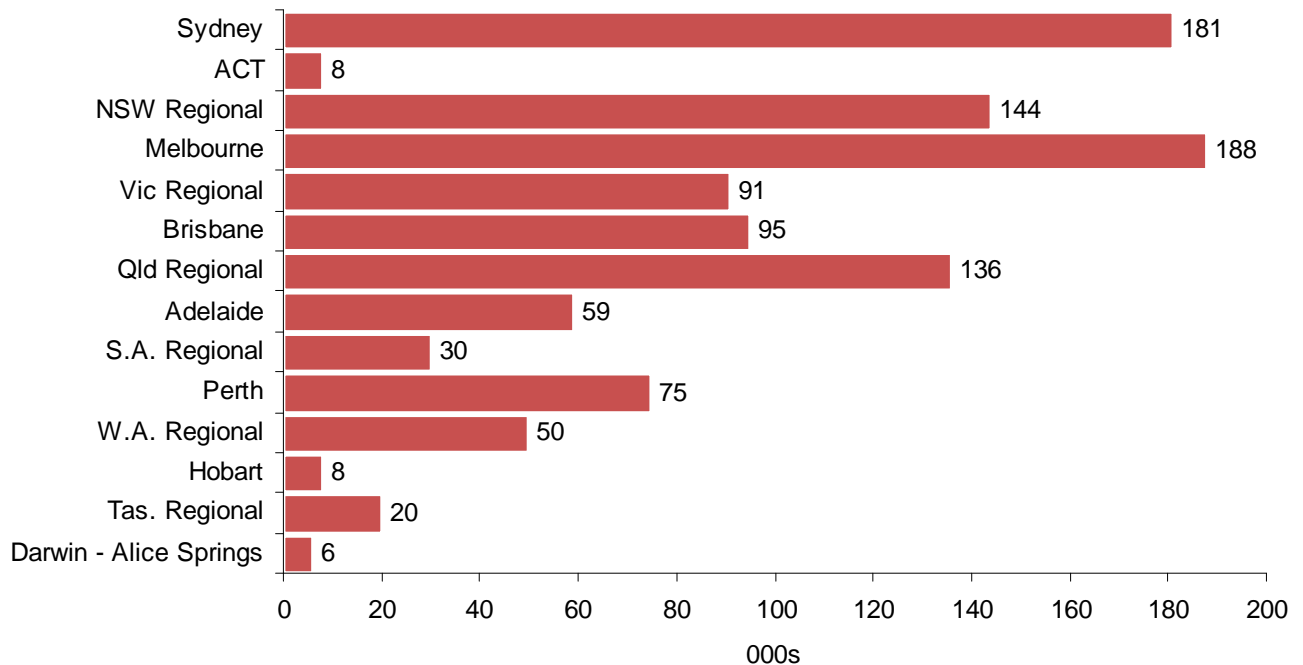
- Reside on the eastern seaboard and in capital cities
- Are men
- Are aged between 35-54, Generation X and Baby Boomers
- Completed secondary school or Year 10
- Are born in Australia
- Earn a median income of \$49K p.a.
- Work full-time
- Work in the private sector
- Work in small to medium enterprises
- Work in transport and storage industry
- Less satisfied with their current job

## Transport and Logistics Professional Demographic Profile\*

In Australia there are approximately 1,091,000 Transport and Logistics Professionals, which include occupations such as Forklift Drivers, Delivery Drivers, Supply and Distribution Managers and Inventory/Stock Contollers etc.

### Geographic Distribution

The geographic skew is to the eight capital cities along with regional areas. 57% of Transport and Logistics Professionals reside in capital cities and a total of 26% are residing in NSW and Qld regional areas.



### Gender, Age and Generations

- 80% of Transport and Logistics Professionals are men and 20% are women.
- 40% of Transport and Logistics Professionals are aged 35-54, Generation X and Baby Boomers. The median age of a Transport and Logistics Professional is 49 years old.

### Education

Transport and Logistics Professionals in Australia have predominantly finished secondary school or Year 10. Only 4% of Transport and Logistics Professionals have a degree and 5% have a diploma. 3% have some university training.

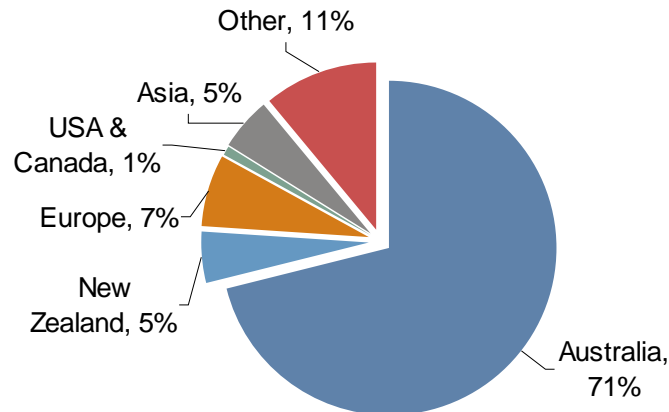
### Mobility & Access

- On average Transport and Logistics Professionals travel 19kms to work.
- Transport and Logistics Professionals rely upon their car for transport and rarely travel by public transport. In the last 3 months, 24% of Transport and Logistics Professionals have travelled on buses, 26% have travelled by train, 6% have travelled by tram and 4% have travelled by ferry.

\*Information in this section was obtained from Roy Morgan Single Source Data, December 2008

## Country of Birth

Transport and Logistics Professionals come from a range of backgrounds. 71% were born in Australia, 7% were born in Europe, 5% were born in Asia and 5% were born in New Zealand.



## Income

The median income of Transport and Logistics Professionals is \$49K p.a. in 2008.

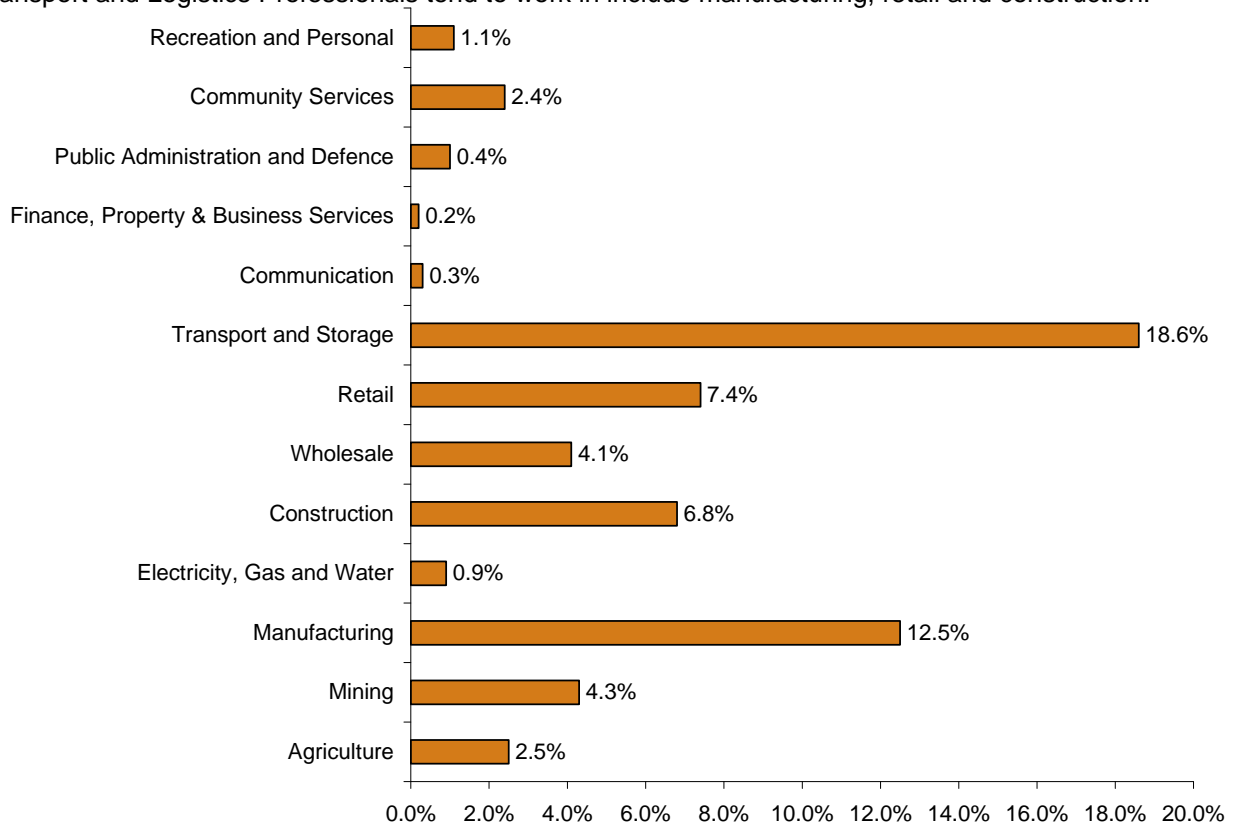
## Work Status & Company Size

- 38% of Transport and Logistics Professionals work full-time and 14% are part-time workers. 3% are looking for full-time and 2% are looking for part-time work, 23% are retired.
- Transport and Logistics Professionals tend to work in small to medium enterprises, 55% work for companies with 1-299 employees.

## Industry & Sector

Transport and Logistics Professionals predominantly work in the private sector (52%). 6% work in the public sector and 6% are self-employed.

19% of Transport and Logistics Professionals work in the transport and storage industry. Other industries that Transport and Logistics Professionals tend to work in include manufacturing, retail and construction.



# Transport and Logistics Professional Attitudes\*

## About Transport and Logistics Professionals

Transport and Logistics Professionals:

- Are optimistic about the future (74%)
- Live in full & busy life (56%)
- Are worried about interest rate at the moment (53%)
- Believe job responsibility is important in their role (56%)
- Need security in their job (59%).

## Employment Sites Visited

Sales Professionals have visited employment sites in the four weeks:

- 9% have visited [www.seek.com.au](http://www.seek.com.au)
- 6% have visited [www.mycareer.com.au](http://www.mycareer.com.au)
- 6% have visited [www.careerone.com.au](http://www.careerone.com.au)
- 1% have visited LinkMe
- 2% have visited Yahoo!7 Jobs
- 4.5% have visited [JobSearch.gov.au](http://JobSearch.gov.au)

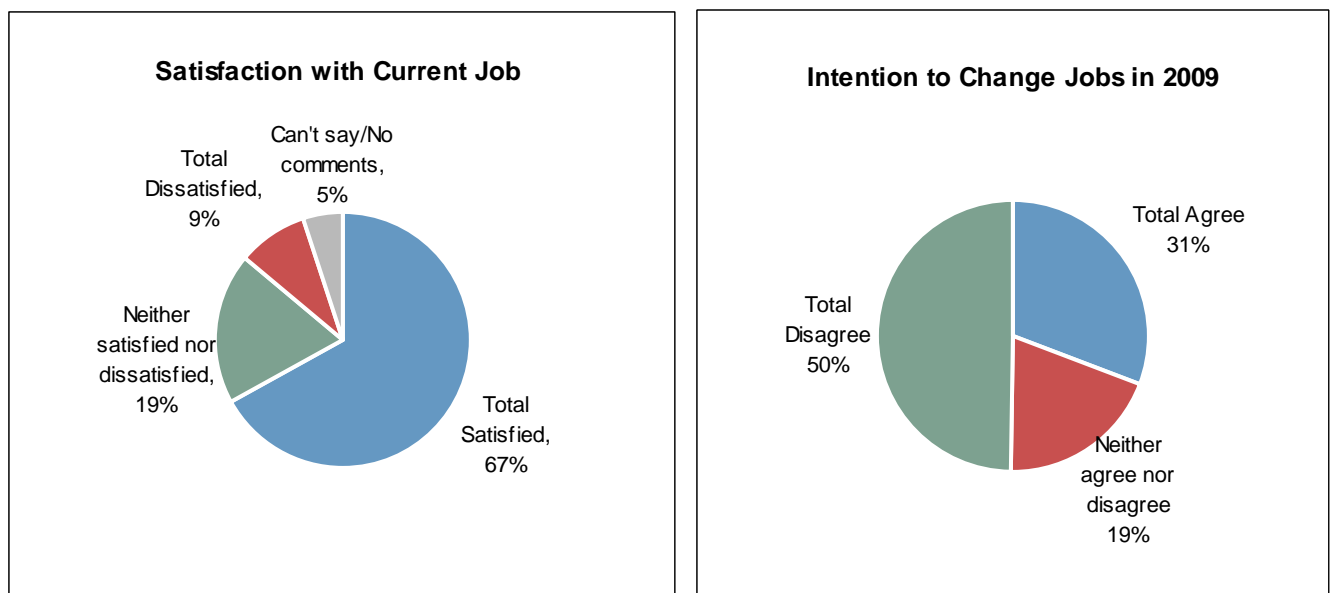
*\*Information in this section was obtained from Roy Morgan Single Source Data, December 2008*

67% of Transport and Logistics Professionals are happy with their present job, this is 9% lower than the rest of the working population (76%).

## Transport and Logistics Professional Job Satisfaction\*

### Overall Job Satisfaction and Intention to Change Jobs

67% of Transport and Logistics Professionals are happy with their present job and 31% are planning on changing jobs in 2009.



### Satisfaction Drivers

#### Job Recognition

Less than half of Transport and Logistics Professionals (45%) in Australia are satisfied with the job recognition they receive in their present role. Compared to the rest of the working population, Transport and Logistics Professionals are less satisfied with the amount of job recognition that they receive.

#### Job Opportunities

Only 34% of Transport and Logistics Professionals are happy with the opportunities available to them in their current role.

#### Current Rate of Pay

Transport and Logistics Professionals are less dissatisfied with their current pay, only 43% stating they are happy and 31% believing the pay they receive is fair and 21% believe their current pay is poor.

#### Job Security

Transport and Logistics Professionals are less satisfied with the security (47%) they have in their current role.

\*Information in this section was obtained from Roy Morgan Single Source Data, December 2008

### Training

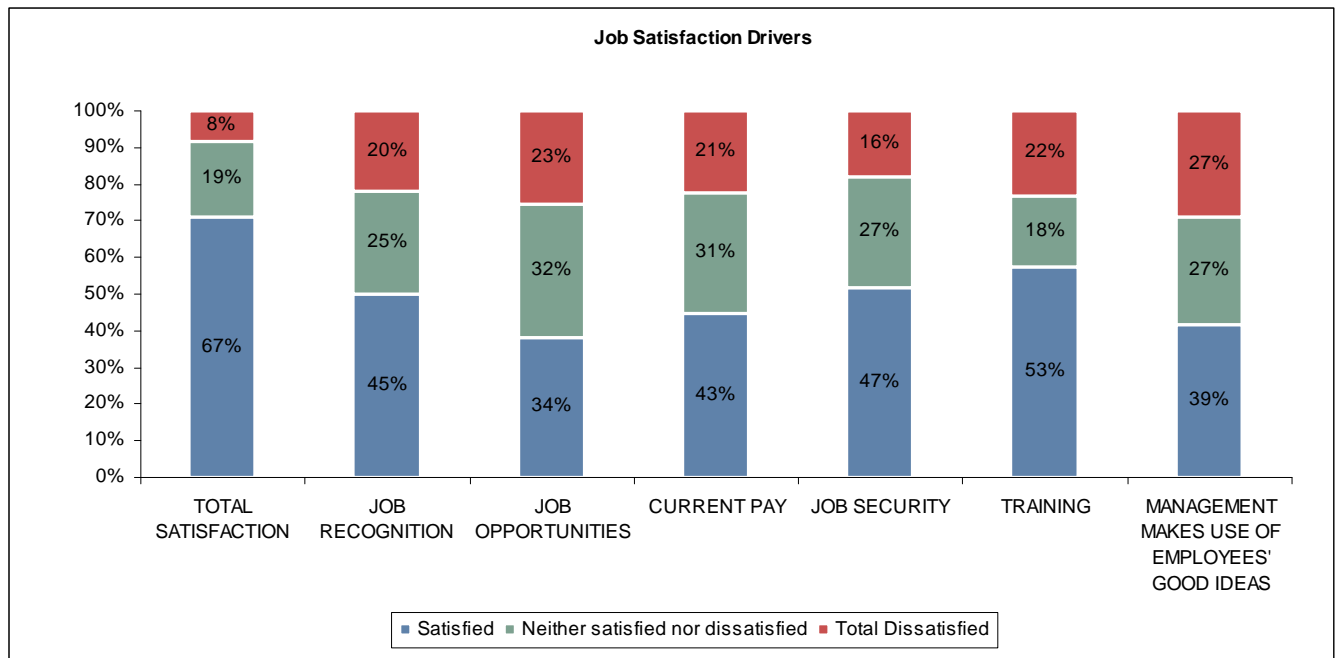
53% of Transport and Logistics Professionals are satisfied with the training they presently receive and 22% are unhappy with their training.

### Management's Use of Employee's Ideas

Transport and Logistics Professionals are less satisfied with management's use of their good ideas (39%) when compared to the total working population (51%).

### Outcomes

Remuneration alone is not a single issue for Transport and Logistics Professionals. Employers seeking new transport and logistics candidates or wanting to retain their present Transport and Logistics Professionals should also focus on job recognition, career path development, job stability and make use of their good ideas.



# About Manpower Inc.

Manpower Inc. (NYSE: MAN) is a world leader in the employment services industry; creating and delivering services that enable its clients to win in the changing world of work. Celebrating its 60th anniversary in 2008, the US\$22 billion company offers employers a range of services for the entire employment and business cycle including permanent, temporary and contract recruitment; employee assessment and selection; training; outplacement; outsourcing and consulting. Manpower's worldwide network of 4,400 offices in 82 countries and territories enables the company to meet the needs of its 400,000 clients per year, including small and medium size enterprises in all industry sectors, as well as the world's largest multinational corporations. The focus of Manpower's work is on raising productivity through improved quality, efficiency and cost-reduction across their total workforce, enabling clients to concentrate on their core business activities. Manpower Inc. operates under five brands: Manpower, Manpower Professional, Elan, Jefferson Wells and Right Management. More information on Manpower Inc. is available at [www.manpower.com](http://www.manpower.com) or [www.manpower.com.au](http://www.manpower.com.au).

# About Manpower Professional

Manpower Professional, a division of Manpower Inc., offers comprehensive, expert recruitment services backed by award-winning training, assessment and selection and outsourcing. Its extensive resources, world-class client list, and reputation attract a diverse group of talented candidates, with every level of education, skills and experience for permanent or temporary positions. Manpower Professional helps find and retain top people in IT, e-commerce, accounting, finance, engineering, clinical and lab sciences, and other business professions. For more information on Manpower Professional, please visit the website [www.manpowerprofessional.com.au](http://www.manpowerprofessional.com.au).

# Research Sources

Demographic profiles and job satisfaction information is sourced from Roy Morgan Single Source Australia Data December 2008.

# Copyright

© Manpower Services (Australia) Pty Ltd 2009

This publication, whether in part or whole, may not be reproduced without the approval of Manpower Services (Australia) Pty Ltd.